


# Circuits



# Circuits



- Draw a complete circuit. Label each part of your drawing and describe the purpose of each part.



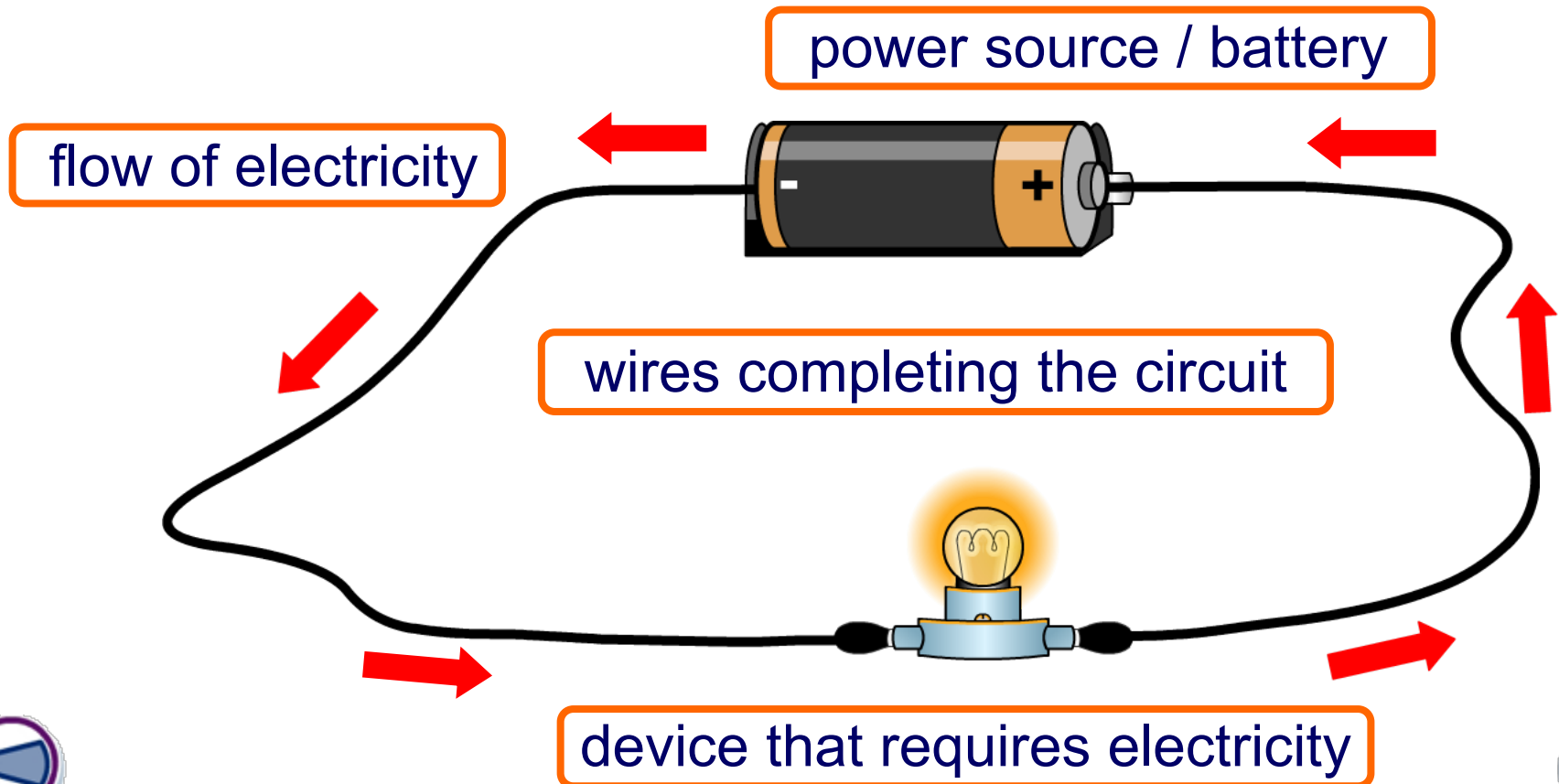
All complete circuits must include:

- a power source
  - a device that requires electricity
  - wires joining all the components or parts of the circuit.



All devices that use electricity must have a **power source** and a complete **circuit** to work.

A circuit allows an electrical current to run from the power source, through the device, and back to the power source.



# Circuits



# Circuits

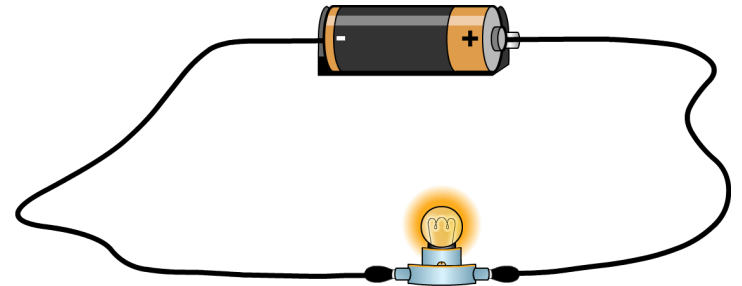



# Circuits



The power source and the electrical device in a circuit need to be of the same voltage in order to work correctly.

1.5V battery + 1.5V light bulb = circuit working correctly



If we add **more light bulbs** to a circuit that is working correctly, the brightness of the bulbs will dim because the battery has to share its power between the bulbs.

If we add **more batteries** to a circuit that is working correctly, the bulb will burn brighter because there is more electrical power flowing to the light bulb.