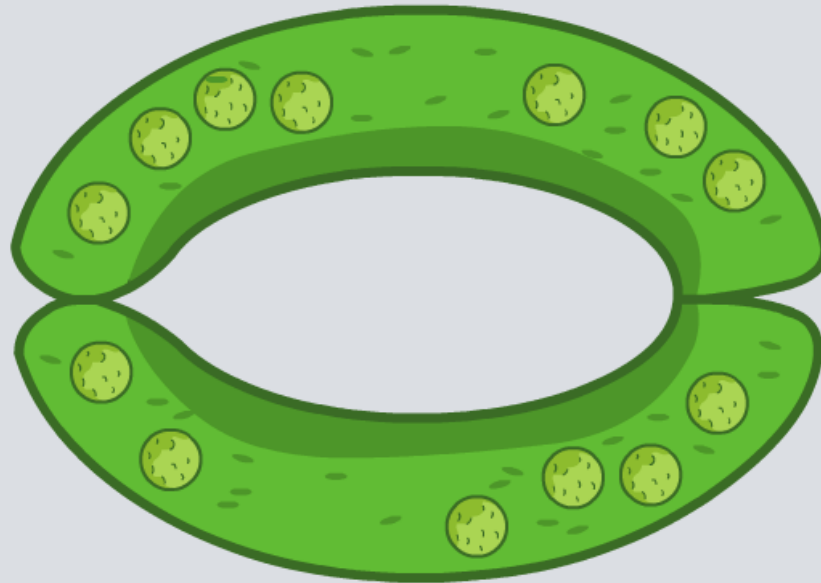


Specialized Plant Cells



How do leaves maximize photosynthesis?

Leaves are the **most efficient solar panels** on Earth!

What does this mean?

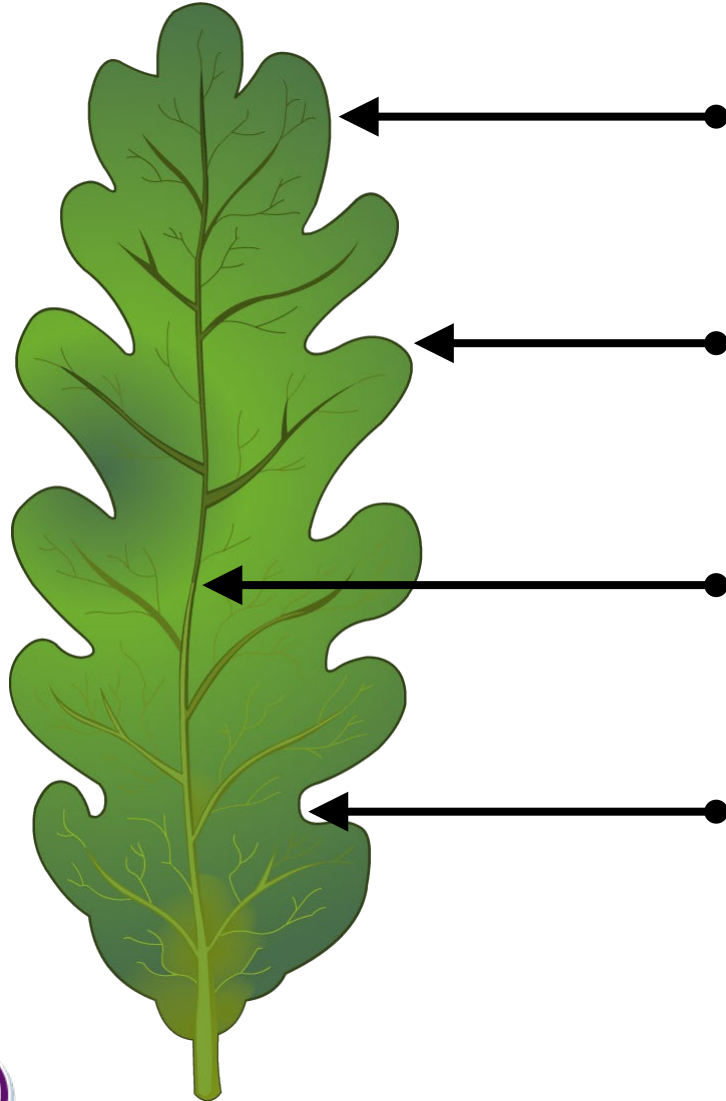
Like solar panels, leaves convert energy from the Sun into usable chemical energy.

Although leaves come in a variety of shapes and sizes, they share certain features that enable the plant to maximize photosynthesis.



How are leaves adapted for photosynthesis?

To increase photosynthesis, leaves have certain key features:




- **thin** – this allows gases to reach cells easily
- **wide and flat** – this creates a large surface area to absorb as much light as possible
- **veins** – these carry water to the cells and carry glucose away and also support leaves
- **stomata** – these are pores on the underside of leaves through which gases move in and out.

Take a look inside a leaf




How do gases enter and leave plants?

On the underside of leaves are small holes, or pores, called **stomata**. A single hole is called a **stoma**. Each stoma is surrounded by two **guard cells**.



When guard cells gain water, they curve outwards. This opens the stoma, allowing gases in and out.

Losing water causes the guard cells to come closer together, closing the stoma. This stops the movement of gases, but also prevents water loss.



Match leaf adaptation to its purpose

stomata

absorbs light

chlorophyll

large area for light absorption

broad

allows gases to reach cells easily

veins

transport and support

thin

allows gases in and out



solve



Why do plants need transport systems?

Some small or primitive plants, such as mosses, absorb all the nutrients they need directly from their environment.

Larger plants do not have a large enough surface area to take in what they need. Like most multicellular animals, they have developed specialized tissues for transporting water and nutrients to all their cells.

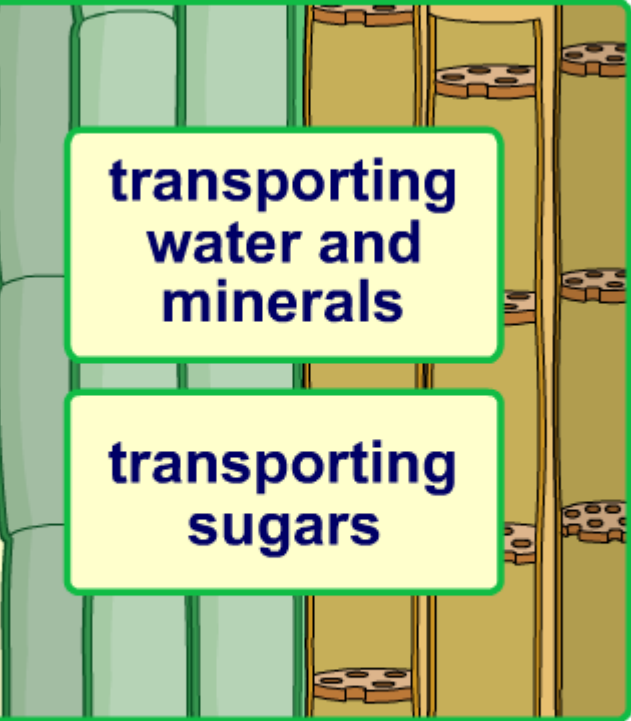
Plants that have specialized transport systems are known as **vascular plants**.



What are the common features of a vascular plant?

Plants need to move water from roots to leaves for photosynthesis. The sugars produced in photosynthesis are needed for respiration throughout the plant.

Click on a button to find out more about each transport system.

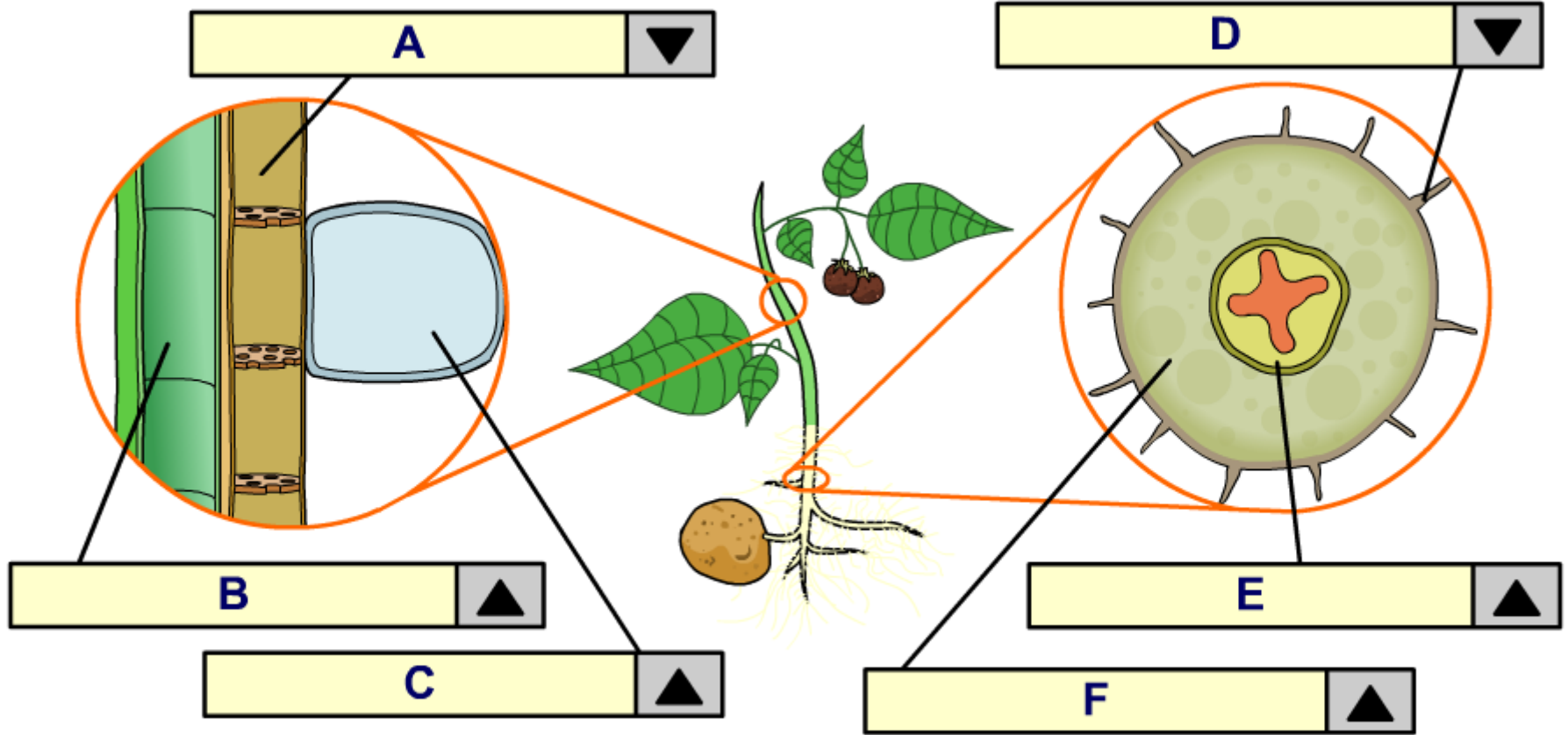


transporting
water and
minerals

transporting
sugars



What are the features of a plant transport system?



Parts of a plant transport system

Match these parts of a transport system to their functions

vessel element

provides energy and support to sieve tube cells

tracheid

provides support in vascular tissues

plasmodesmata

narrow, elongated cell for transporting water in all vascular plants

companion cell

transports sugars

sieve tube

water transport cell that joins to form continuous vessels in higher plants

sclerenchyma fiber

pores connecting cytoplasm of neighboring cells across cell walls

