







The title "Collaborative Writing" is written in a large, bold, black, sans-serif font on a white, lined notebook page. The page is part of a larger illustration of a desk with a spiral notebook, a pencil, and a pencil sharpener.

- | | | |
|---|--|--|
|  <p>This icon indicates that the slide contains activities created in Flash. These activities are not editable.</p> |  <p>This icon indicates that a slide contains audio.</p> |  <p>This icon indicates coverage of the Language Standards.</p> |
|  <p>This icon indicates that a worksheet accompanies the slide.</p> |  <p>This icon indicates teacher's notes in the Notes field.</p> |  <p>This icon indicates an opportunity for collaboration or group work.</p> |

College and Career Readiness Standards for Writing:

6. Use technology, including the Internet, to produce and publish writing and to interact and collaborate with others.





The writing process




A **blog** is a website containing the writing of a single author, or a group of authors writing collaboratively. Blogs can also include images, videos and links to other sites.

Blogs are an excellent tool for creating a community of writers who want to publish their writing.

Most blogs include a comments section that allows readers to engage in discussion with the author and other readers.

As a class, brainstorm some ways you could use a blog for school.





Other resources



Which resource?



Responsible Internet use

