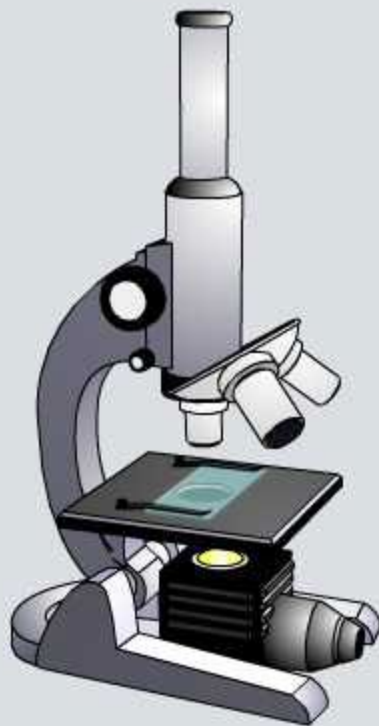



Looking at Cells



How to collect and prepare onion cells

Onion cells are easily viewed under a microscope and can be used to illustrate the main features of a plant cell.


Click "**play**" to find out how to examine an onion cell.



How to collect and prepare cheek cells

Cheek cells are easily obtained and can be used to illustrate the main features of an animal cell.

Click "**play**" to find out what to do.




How do you use a microscope?

Microscopes are used to view things that are too small to see with the naked eye.


Click "**play**" to find out how a microscope should be prepared for use.



What do cells really look like?



onion cells:



cheek cells:



blood cells:



sperm cells:



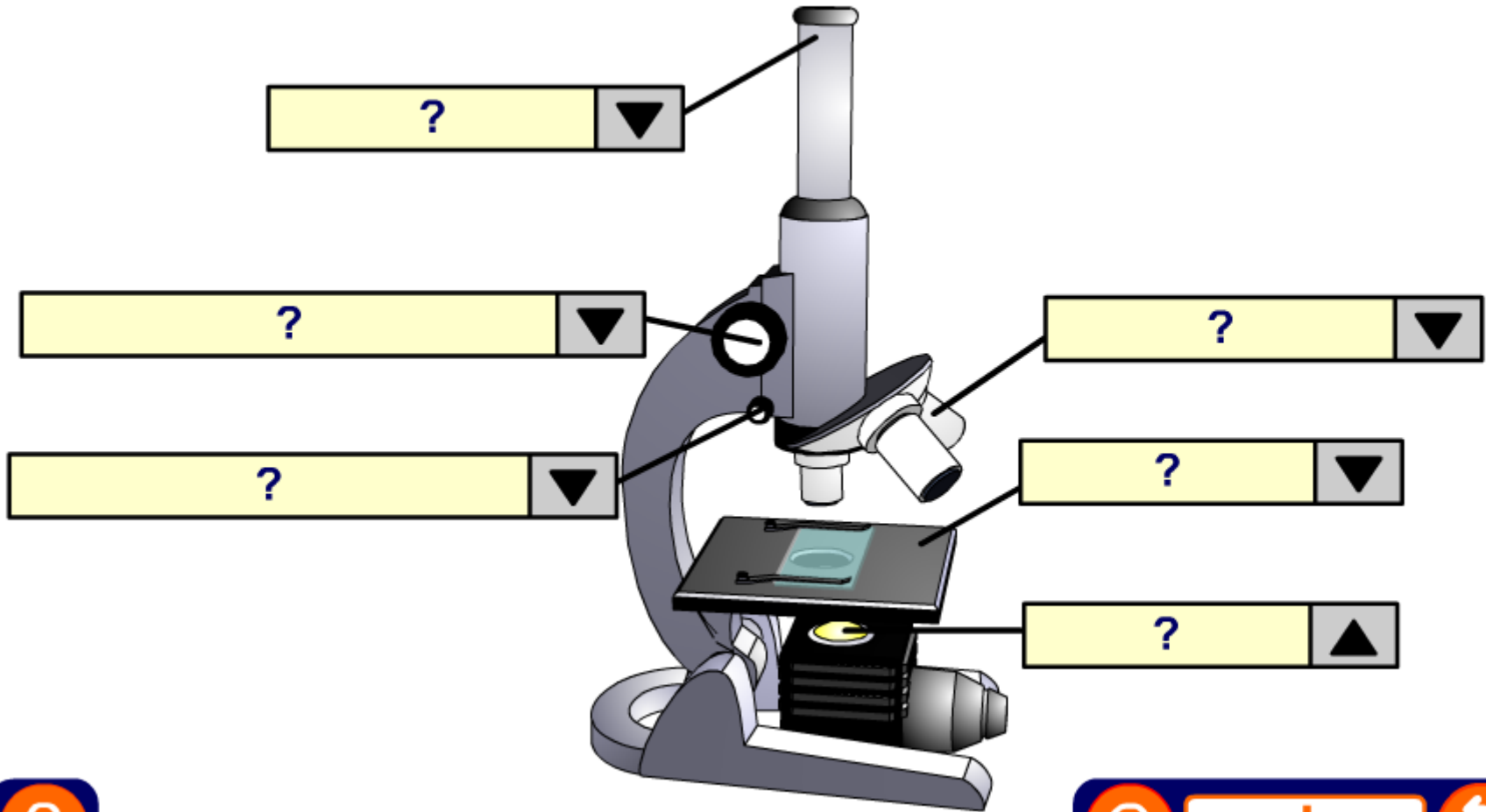
egg cells:



Who invented the microscope?



What are the different parts of a microscope?



solve

