

# Middle School Science

Name:


Date:


## Different Types of Rocks Worksheet


This worksheet accompanies slide 3 of *Different Types of Rocks.ppt*

### Identifying rocks

Watch the virtual experiment and record your observations in the tables below. The results for sandstone have been filled in for you as an example of what to write.

	<b>Sandstone</b>
Appearance	Layers of compressed mineral grains. Orangey-brown in color.
Hard or soft?	Soft. Crumbles easily.
Porosity	Very porous, absorbs large quantities of water.

	<b>Granite</b>
Appearance	
Hard or soft?	
Porosity	

	<b>Marble</b>
Appearance	
Hard or soft?	
Porosity	

# Middle School Science

Name:

Date:



**Limestone**

Appearance

Hard or soft?

Porosity



**Basalt**

Appearance

Hard or soft?

Porosity



**Slate**

Appearance

Hard or soft?

Porosity